











What you need:

-  Small paper plate
-  Packing foam
-  Glue sticks
-  Scissors
-  Paintbrushes
-  Brown paint
-  Shades of yellow card
-  Sunflower petal template (on next page)



Allow two days for this project. You need the packing foam to really dry before you move onto painting.

Step one

Cut packing foam into pieces and glue in circular patterns on the small paper plate.

Step two

Once dry, paint the packing form brown.

Step three

Use the petal template to trace and cut petals from two shades of yellow card.

Step four

Once the paint is dry, glue the petals on the back of the paper plate, alternating the colours in a pattern.



Don't forget to send us a photo of your creation! Upload it via our website or email it to sunflowers@daltons.co.nz

Sunflower petal template

