








Toilet Paper Roll Bird Feeder

Craft Activity


What you need:

-  Peanut Butter
-  Craft/Popsicle Sticks
-  Bird seed
-  Toilet paper rolls
-  Twine



Step one

Using a popsicle stick, cover outside of toilet paper roll with peanut butter.



Step two

Roll the peanut butter covered toilet paper roll in the bird seed until covered.

Step three

Thread a piece of twine through the toilet paper roll and knot.

Step four

Hang where birds can enjoy.



Don't forget to send us a photo of your creation! Upload it via our website or email it to sunflowers@daltons.co.nz