







### What you need:

-  Coloured paper
-  Scissors
-  Tape/glue
-  Pens

### Step one

Using coloured paper cut out petals and circles for the centre of the sunflower – enough for each child. You can also make stems and leaves if you like.

### Step two

Write the words “I am thankful for” on each circle, then get the children to tape or glue petals around their circle to make a sunflower.

### Step three

Ask the children what they are thankful for and help them write their answers onto their petals.



**Don't forget to send us a photo of your creation!**

Upload it via our website or email it to [sunflowers@daltons.co.nz](mailto:sunflowers@daltons.co.nz)