









Here's a great way for children to record the weather and learn about how it affects their sunflower throughout the project.

What you need:

-  Sunflower template (pg2)
-  Weather icons template (pg3)
-  Weather chart (pg4)
-  Construction paper
-  Glue
-  Scissors
-  Laminate
-  Cotton balls (optional)
-  Velcro / blu-tack



Step one

Print the sunflower and weather icons templates. Cut the pieces out and glue the sunflower head, stem and leaves onto a large sheet of construction paper. **Do not glue the weather icons down.**

Step two

For durability laminate the weather icons and the piece of construction paper with the sunflower on it. For texture you can glue cotton balls onto the cloud icons.



Step three

Put velcro or blu-tack on the center of the sunflower and on the back of the weather icons.

Step four

Each day have the children look outside, determine the weather and then put the appropriate weather icon in the middle of the sunflower.




Step five

Print the provided weather chart. Have the children record the weather each day. At the end of the sunflower project count up the days and see if you have had more sunny, sunny/cloudy, cloudy, windy, rainy or stormy days.



Don't forget to send us a photo of your creation!
Upload it via our website or email it to sunflowers@daltons.co.nz

Sunflower template



Weather icons template



Weather chart

Growing period: Monday 21 August 2023
to Monday 11 December 2023

Monday	Tuesday	Wednesday	Thursday	Friday
21 AUG	22 AUG	23 AUG	24 AUG	25 AUG
28 AUG	29 AUG	30 AUG	31 AUG	1 SEPT
4 SEPT	5 SEPT	6 SEPT	7 SEPT	8 SEPT
11 SEPT	12 SEPT	13 SEPT	14 SEPT	15 SEPT
18 SEPT	19 SEPT	20 SEPT	21 SEPT	22 SEPT
25 SEPT	26 SEPT	27 SEPT	28 SEPT	29 SEPT
2 OCT	3 OCT	4 OCT	5 OCT	6 OCT
9 OCT	10 OCT	11 OCT	12 OCT	13 OCT
16 OCT	17 OCT	18 OCT	19 OCT	20 OCT
23 OCT	24 OCT	25 OCT	26 OCT	27 OCT
30 OCT	31 OCT	1 NOV	2 NOV	3 NOV
6 NOV	7 NOV	8 NOV	9 NOV	10 NOV
13 NOV	14 NOV	15 NOV	16 NOV	17 NOV
20 NOV	21 NOV	22 NOV	23 NOV	24 NOV
27 NOV	28 NOV	29 NOV	30 NOV	1 DEC
4 DEC	5 DEC	6 DEC	7 DEC	8 DEC
11 DEC				



Did you have more sunny,
sunny/cloudy, cloudy, windy,
rainy or stormy days?

TOTALS