








What you need:

-  A3 piece of card
-  Scissors
-  Colouring pens, pencils, paints etc
-  Tape or glue
-  Ice block stick or other type of stick


What to do:

Print out this template page onto an A3 piece of card.

Cut along the dotted lines – around the petals and the inner circle to make a face hole.

Colour and decorate your sunflower. Be as creative as you would like.

Using tape or glue attach an ice block stick to the bottom of your mask for you to hold your mask up.



Don't forget to send us a photo of your creation! Upload it via our website or email it to sunflowers@daltons.co.nz