



This little counting activity is a fun way to help your kindy children master their counting skills.

What to do:

Cut out 5 circles out of yellow card for the flower petals.

Then cut out 5 smaller circles out of white card to use for the flower centers and write numbers 1-5 on them.

Cut out a stem and leaves from some green card.

Trace the stem, leaves, flower petals, and center with a marker so the children know where to place them.

TIP: You can use the templates on the following pages if you like.




How to play


1. Put a number in the middle of the flower and then have the children put that many petals on the flower.

OR


2. Put a certain number of petals on the flower and have the child count them and place the correct number circle in the middle of the flower.

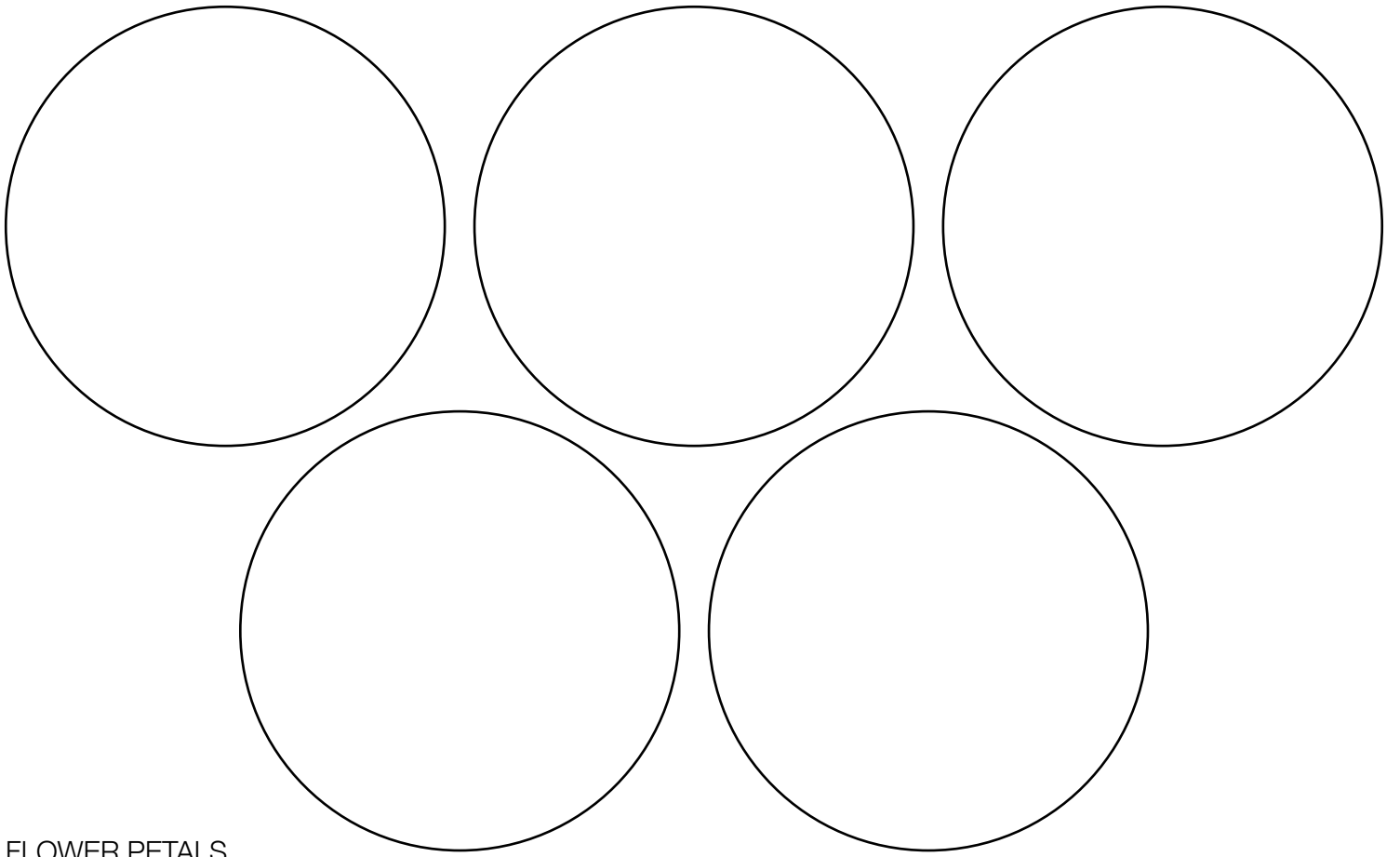
What you need:

-  White, yellow and green cardstock
-  Scissors
-  Marker pen




Don't forget to send us a photo of your creation!
Upload it via our website or email it to sunflowers@daltons.co.nz

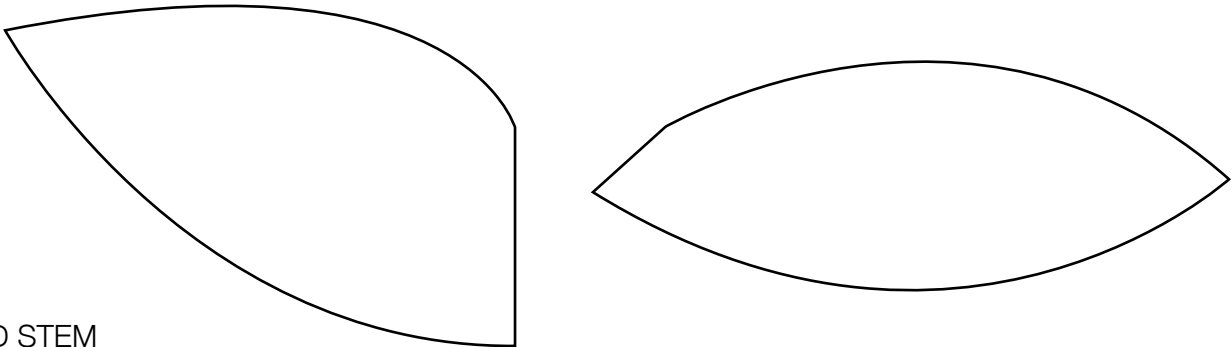




FLOWER PETALS



FLOWER CENTRES



LEAVES AND STEM

