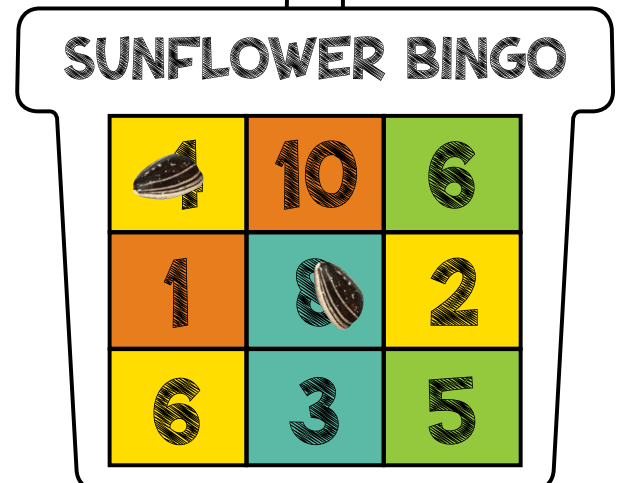





**This activity is a fun sunflower themed Bingo game –
great for number recognition and other pre-math skills!**

What you need:

-  Card/paper (coloured optional)
-  Scissors
-  Glue
-  Sunflower seeds
-  Bingo card template
-  Number card template
-  Hat/bowl



Step one

Print out a sunflower bingo card for each child.

Step two

Print out enough number templates so every child has 9 numbers. Cut the number templates into squares, then randomly give each child 9 numbers to glue onto their bingo card. Ideally each child should have a different set of numbers. You could use different coloured card for the number templates for a longer game, matching both numbers and colours, ie. "Green 2" or "Yellow 5".

Step three


Print out some more number templates to cut into squares and place in a hat/bowl. Get the children to takes turns at pulling out a number from the hat to call out to the game players.

Step four

Use sunflower seeds as game pieces. If a number from your bingo card is called out place a sunflower seed on the number. The first child to have seeds on all of their numbers calls out BINGO and wins.



Don't forget to send us a photo of your creation!
Upload it via our website or email it to sunflowers@daltons.co.nz



SUNFLOWER BINGO

1

1

1

1

1

1

2

2

2

2

2

2

3

3

3

3

3

3

4

4

4

4

4

4

5

5

5

5

5

5

6

6

6

6

6

6

7

7

7

7

7

7

8

8

8

8

8

8

9

9

9

9

9

9

10

10

10

10

10

10