





What you need:

-  Seeds
-  Addition Worksheet (on next page)

Step one: Print each child an addition worksheet.







Step two: Get them to place the seeds on the sheet and make an addition sentence.

Step three: Then get them to move the seeds and draw circles to represent the same amount.

Sunflower seeds addition



Name: _____

	+		=	5
	+		=	4
	+		=	
	+		=	



Don't forget to send us a photo of your creation!
Upload it via our website or email it to sunflowers@daltons.co.nz

Sunflower seeds addition



Name: _____

