






Playdough is always a fun fine motor skills and sensory activity.

What you need:

-  Playdough
-  Sunflower seeds
-  Green pipe cleaners



Activity

Create your own sunflower using the playdough for the petals, the seeds for the flower centre and a pipe cleaner for the stem.

Playdough Recipe

Ingredients

2 cups flour
1/2 cup salt
2 tablespoons cooking oil
2 tablespoons cream of tartar
2 cups boiling water
1 teaspoon yellow food colouring

Method

Mix all dry ingredients, add oil and boiling water with food colouring, mix well.

Store in an airtight container.

To add interest you can add glitter for a textural change, some aromatherapy scented oil for smell.



Don't forget to send us a photo of your creation!
Upload it via our website or email it to sunflowers@daltons.co.nz