










What you need:

-  White card
-  Sunflower template (on next page)
-  Lamination sheet
-  Pegs
-  Paints or colouring pens
-  Glue gun



Step one

Print onto card the numbered sunflower template on page 2.

Step two

Paint or colour in the sunflower pieces.

Step three

Laminate the template and then cut the pieces out.

Step four

Glue a peg to the back of each petal – with the open peg end orientated to the base of the petal.

Step five

Now use as a game – ask the children to take turns to peg the numbered petals onto the matching numbers around the sunflower circle.



Don't forget to send us a photo of your creation!
Upload it via our website or email it to sunflowers@daltons.co.nz

Sunflower number template

