







What you need:

-  Paper
-  Paint
-  Shallow containers for the paint
-  Sunflower heads

Step one


Remove the sunflower heads, leaving part of the stalk to use as a handle.

Step two

Pour paint into the shallow containers.

Step three

Dip the sunflower heads into the paint – then use them to paint the paper! Dab, swirl or even slide the sunflower head over the paper and see what patterns you can create.



Don't forget to send us a photo of your creation!
Upload it via our website or email it to sunflowers@daltons.co.nz