









### What you need:

-  Rotini noodles
-  Paint brushes
-  White paper
-  Green pipe cleaners
-  Yellow and brown paint
-  Glue

### Step one

Start by pouring some rotini noodles onto a paper plate and have the kids paint them yellow.

### Step two

While those dry, on a piece of paper have the kids dip their finger into brown paint and make a circle for the middle of the sunflower.

### Step three

Once all are dry, glue the noodles around the flower.

### Step four

Add some pipe cleaners for the stem/leaf and you're done!



**Don't forget to send us a photo of your creation!**  
Upload it via our website or email it to [sunflowers@daltons.co.nz](mailto:sunflowers@daltons.co.nz)