








This flower garden puzzle is a fun name activity helping kids to recognise and spell their name.

What you need:

-  Flower Garden printables (on next two pages)
-  Scissors
-  Marker pen
-  Glue (for cut & paste option)
-  Lamination sheets (for reusable puzzle)

Step one

Print out the flower garden pages – enough for each child.

Step two

Cut around the flowers so they are individual flowers.

Step three


Write the child's name on the planter box.

Step four

Then, depending on how many letters are in the name, choose one size of flowers and write a letter on each flower.

Step five

The child then “plants” each flower to create their name. This can be done as a cut & paste activity, or laminated and made into a reusable puzzle.



Don't forget to send us a photo of your creation!
Upload it via our website or email it to sunflowers@daltons.co.nz

My Name Garden

