

Daltons Sunflowers




in kindergartens



Hand Print Sunflowers

Art Activity

What you need:

-  White paper/card
-  Yellow/orange, green and brown paints
-  Kids hands



Step one

Paint your hands yellow/orange and make a flower by making hand prints in a circular shape on a piece of white paper/card.

Step two

Paint one side of your arm green to make the stem.

Step three

Paint your hands green to make the leaves.

Step four

Use your finger tips dipped in brown paint to add sunflower seeds to the centre of the sunflower.

Wash and dry hands/arms between each step.



Don't forget to send us a photo of your creation!
Upload it via our website or email it to sunflowers@daltons.co.nz