







## Giant Sunflower Wall Art

Art Activity

### What you need:

-  Large black paper
-  Large white/yellow paper
-  Sunflower seeds (optional)
-  Paints, glitter etc

### Step one

Cut a large circle from black paper and get the children to glue sunflower seeds to it. If you don't wish to use sunflower seeds, add your own creative texture to the center of the sunflower.

### Step two

Cut each child a large petal from white/yellow paper.

### Step three

Get each child to decorate their own petal with paints, glitter etc.

### Step four

Assembly the petals around the black circle centre and display on the wall.



Look what Taupaki Kindergarten created – wow!



**Don't forget to send us a photo of your creation!**  
Upload it via our website or email it to [sunflowers@daltons.co.nz](mailto:sunflowers@daltons.co.nz)