









How tall am I? This activity is a fun way for the kids to see how much they have sprouted, whilst making a class garden wall art.

What you need:

-  Coloured card stock
-  Scissors
-  Coloured ribbon / string / yarn
-  Tape
-  Flower template

How tall am I?



Step one

Trace the flower template onto different coloured card – one flower for every child. Cut the flowers out, then get the children to pick a flower each to name.

Step two

Measure the children's heights using ribbon, then tape the ribbon to the wall.

Step three

Place each child's flower at the top of their piece of ribbon (cut to their height) to create a class garden.

Step four

You can make a 'How tall am I' banner for your class garden too.



Don't forget to send us a photo of your creation!
Upload it via our website or email it to sunflowers@daltons.co.nz

Flower template

